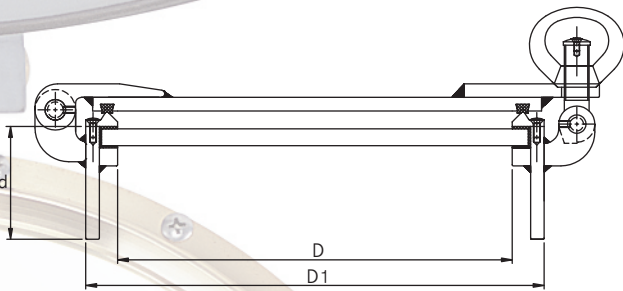


1


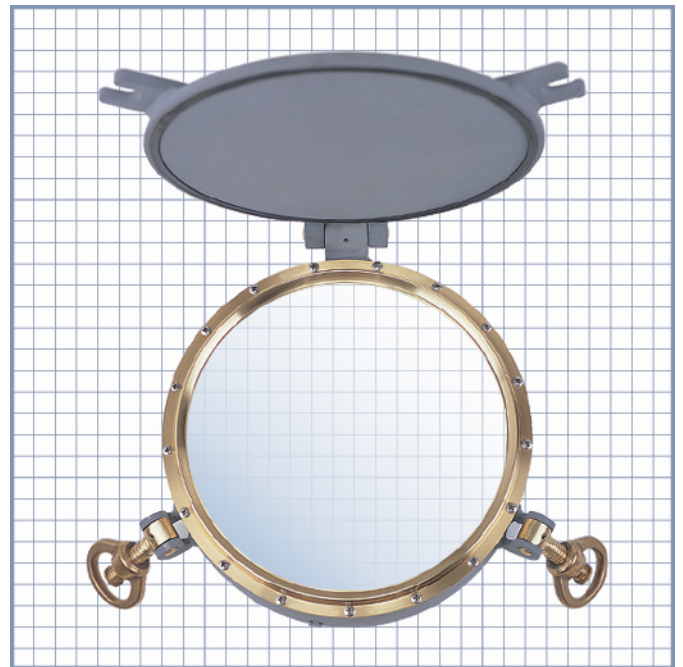
Non-Opening Welded Side Scuttle with deadlight



UNIT:mm

DIMENSION TABLE

Nominal Size (D)	D1	d (Minimum)
200	250	75
250	305	75
300	360	75
350	410	75
400	460	75
450	510	75



Standard
Material
Method of fitting
Type
Glass
Accessories

ISO, BSMA & JIS
 Steel main frame / Brass glass retaining frame
 Welded
 Non-opening
 Toughened, Heated, Double glazed, Laminated, etc.
 Window box, Insect screen, Hanger, etc.

